










Symbols and Abbreviations—1921 Confidential Blueprints

Name	Abbr.	symbol	Sta. w/o roof
Fort Commander's Station	C		
Primary Station, Fire Command	F'		
Secondary Station, Fire Command	F''		
Supplementary Station, Fire Command	F'''		
Primary Station of a Battery	B'		
Secondary Station of Battery	B''		
Supplementary Station of a Battery	B'''		
Battery Commander's Station	BC		
Primary Station, Mine Command	M'		
Secondary Station, Mine Command	M''		
Supplementary Station, Mine Command	M'''		
Double Primary Station, Mine Command	M'-M'		
Double Secondary Station Station, Mine Command	M''-M''		
Separate Plotting Room	P.		
Separate Observing Room	O.		
Self-contained Horizontal Base	C.R.F.		
Emergency Station	E.		
Spotting Station	Sp.		
Meteorological Station	Met.		
Tide Station	T.		
Searchlight (30, 60, etc., relates to the size of the lights)	S.		
Controller Booth	C.B.		
Watchers Booth	W.		
Signal Station	S.S.		
Radio Station	R.		
Cable Terminal	C.Ter.		
Post Telephone Switchboard	P.S.B.		
Mining Casemate	M.C.		

Name	Abbr.	symbol
Loading Room	L.R.	
Switchboard Room	S.W.B.	
Central Powerhouse	C.P.H.	
Powerhouse (and Searchlight Powerhouse)	P.H.	
Combined Stations, in same room		
Combined Stations, in communicating rooms		 
Combined C and F' Station in same room		
Differentiation of auxiliary plants		 etc.

Abbreviations

Cable Gallery	C.Gal.
Cable Tank	C.T.
Cable Hut (commercial cable)	C.H.
Coast Guard Station	C.G.S.
Engineer Wharf	Engr. Whf.
Gasoline Tank	G.Tk.
Guard House	G.H.
Latrine	L.
Lighthouse	L.H.
Lighthouse Wharf	L.H.Whf.
Magazine	Mg.
Mining Boathouse	M.B.H.
Mining Derrick	M.D.
Mining Tramway	M.T.
Ordnance Machine Shop	O.M.S.
Mine Wharf	M.Whf.
Private Wharf	Pvt.Whf.
Radio (commercial station)	Rad.
Railway Wharf	Ry.Whf.
Saluting Battery	Sl.B.
Searchlight Shelter	S.Sh.
Service Dynamite Room	S.D.R.
Steamship Wharf	S.S.Whf.
Sunset Gun	S.G.



Name	Abbr.	symbol
Tide Gauge (not a Tide Station)	T.G.	
Torpedo Storehouse	T.S.	
Tower	Tw.	
Water Tank	W.Tk.	
Weather Bureau	W.B.	

Additional Symbols and Abbreviations

Abbr.

Pumping Plant	P.P.	
Radio Powerhouse	R.P.H.	
Searchlight Powerhouse	S.P.H.	
60 inch Searchlight No. 7	S. ⁶⁰ ₇	
Coincidence Rangefinder	C.R.F.	
Quartermaster Wharf	Q.M. Whf.	

Subscripts for use in both Legend and on Face of Plat are—

Imp. Improvised. (for temporary fire control structures only.)	B" imp.	 imp.
p. Portable. (Principally used for portable searchlights etc.)	S ³⁶ _{p2}	
s. Superseded. (for abandoned buildings, etc.)	24s.	
t. Temporary. (For all uses except fire control structures.)	19t.	

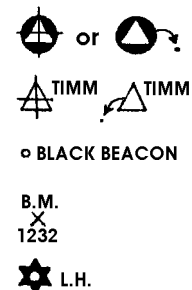
Datum Point—location indicated by intersection of lines or by dot at end of arrow.

Triangulation Station.

Intersection Point.

Benchmark.

Lighthouse.



Such other topographic signs as may be necessary will be taken from the Engineer Field Manual (Professional Papers, Corps of Engineers, No. 29) pages 74 to 97.

Notes: Maneuver buildings will be classed as post buildings.

System of Numbering (Buildings)

1. Administration Building
2. Commanding Officer's Quarters
3. Officer's Quarters
4. Hospital
5. Hospital Steward's Quarters
6. Non-commissioned Officer's Quarters
7. Barracks
8. Guard House
9. Post Exchange

10 to 19 and 100 to 199	Post Buildings
20 to 29 and 200 to 299	Quartermaster Buildings
30 to 39 and 300 to 399	Ordnance Buildings
40 to 49 and 400 to 499	Engineer Department Buildings
50 to 59 and 500 to 599	Signal Corps Buildings
60 to 69 and 600 to 699	Reserved for future requirements
70 to 79 and 700 to 799	Religious and Social Buildings
80 to 89 and 800 to 899	Government Buildings not under War Dept. Control
90 to 99 and 900 to 999	All Private Buildings (Private dwellings, stores, contractor's buildings and buildings purchased with the land but not assigned to public use.)